



by Royal Prestige

Air Purification System

Owners Manual

Introduction

Getting Started

Unpacking

How Your Air Purifier works

The Multi-Stage Filtering Cartridge

Operation

Care and Maintenance

Warranty Information



Royal Prestige...
The Ultimate Culinary Experience!

Royal Prestige

333 Holtzman Road Madison, WI 53713

1-800-279-3373

Introduction

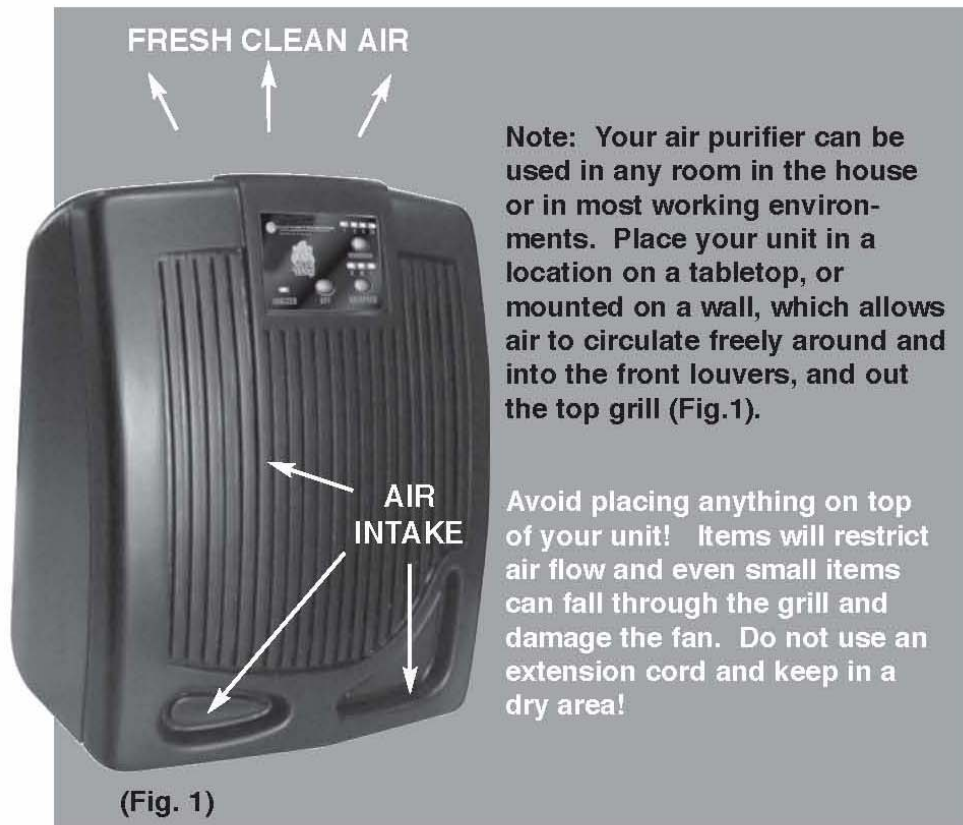
Congratulations on your purchase! You are now the owner of a Royal Prestige Compact Air Purification System, a state-of-the-art air purifier designed to improve the quality of the air you breathe indoors!

Royal Prestige has been a leader in supplying quality health products for over 45 years! Your PureAmbience Air Purification System is ideal for purifying approximately 300 square feet of your indoor environment 2 times per hour through an exclusive Multi-Stage Filtering Cartridge which collects up to 99% of airborne pollutants.

Please take time to read through your Owner's Manual to help you understand how your unit works and for important information on replacement cartridges and periodic maintenance.

If you have any questions about the operation of your PureAmbience Air Purification System, please contact your local Royal Prestige Distributor or call Royal Prestige's Customer Service department at 1-800-279-3373.

Getting Started



Unpacking

Carefully remove the unit from the carton and remove and discard the styro-foam packing material and the plastic bag covering the unit. Please read the warning label at the end of the electrical plug, and leave it in place for the life of your unit (Fig 2).



(Fig. 2)

WARNING!

“TO REDUCE THE RISK OF ELECTRICAL SHOCK, THIS EQUIPMENT HAS A GROUNDING TYPE PLUG THAT HAS A THIRD (GROUNDING) PIN. THIS PLUG WILL ONLY FIT INTO A GROUNDING TYPE POWER OUTLET. IF THE PLUG DOES NOT FIT INTO THE OUTLET, CONTACT QUALIFIED PERSONNEL TO INSTALL THE PROPER OUTLET. DO NOT ALTER THE PLUG IN ANY WAY.”

How your Air Purifier Works

The PureAmbience air purifier has an exclusive multi-stage purification system... this means as air passes through the unit, it is cleaned MULTIPLE times! The cartridge is an innovative, technological breakthrough incorporating the following stages:

Four Stage Filter Cartridge Plus

(Fig. 3)


- Stage 1: Pura-Tech™ Pre-Filter
- Stage 2: H.E.P.A. Filter
- Stage 3: Micro Anti-Microbial Filter
- Stage 4: High Capacity Activated Carbon Filter

And

- Stage 5: Ionization Stage

Plus

- Stage 6: Deodorizer /Ozonator



(Fig. 3)

Cleanable Pre-Filter

MULTI-STAGE FILTERING CARTRIDGE

- Stage 1 The Pura-Tech™ Pre-Filter:** A course polyester mesh for collecting large particles, dander, lint and hair. This unique combination of pre-filtering substantially reduces the pollutants in the air before they can clog up submicron filters that follow. The front of the cartridge can be vacuumed if necessary.
- Stage 2 H.E.P.A Filter (High Efficiency Particulate Air)** PureAmbience's HEPA filter enables it to purify the air with maximum effectiveness. It is designed to trap over 99% of most airborne particles, including pollen, dust, pet dander, mold, bacteria and much more.
- Stage 3 Micro Antimicrobial Filter:** This finely woven filter captures any possible surviving micro-organism with a special anti-microbial substance.
- Stage 4 High Capacity Activated Carbon Filter:** PureAmbience's air purification process continues with a high capacity carbonized filter pad that acts like a sponge to purify the air stream by absorbing a wide range of gases, chemicals and odors.
- Stage 5 Ionization:** The Ionization feature works continually to emit a mild charge that freshens stale room air, like the fresh air you breathe after a thunderstorm.
- Stage 6 Deodorizer/Ozonator:** For maximum efficiency on heavy odors. This state-of-the-art unit features an additional deodorizing stage which creates Ozone (O₃) to attack offensive odors in the air by actually splitting the atom molecules of the pollutants... leaving behind the cleanest, freshest air possible.

THE RESULT:


**PURE AIR IS RE-CIRCULATED IN YOUR ROOM GIVING YOU
A CLEANER, MORE COMFORTABLE ENVIRONMENT.**

Operation

Plug unit into a properly grounded 120V, 60HZ power source. To turn it on, press the electronic control switch marked "ON/SPEED" to the desired low, medium or high speed (Fig. 4) - this will automatically turn on your ionization stage as well.

NOTE: DO NOT PLACE ANY ITEMS ON TOP OF UNIT

WARNING! "DO NOT USE AN EXTENSION CORD! THIS UNIT HAS A GROUNDED-TYPE PLUG TO AVOID THE RISK OF SHOCK."



The "ON/SPEED" light indicates the speed at which the unit is operating. You also have the option of turning on Stage 6 (Fig. 4) (Deodorizer/Ozonator) to the desired number of hours. (See page 4 for more on this feature.)

Care and Maintenance:

The PureAmbience Air Purifier is easy to maintain. You can dry-vacuum the front of the cartridge if you feel it is needed. After approximately one (1) year of use, a new replacement cartridge can be ordered. The cartridge is easy to remove and is completely disposable.

Removing & Replacing the Cartridge

Turn unit off and unplug from the outlet. To remove the cartridge, gently pull off the front door panel of your PureAmbience air purifier from the unit. Set the door panel aside. Pull the filter cartridge out of the unit using the upper tab. Place it in the bag your new cartridge was shipped in and dispose of properly. Slide the new filter cartridge into the unit holding the cartridge tab. Gently push it into the cabinet until the plastic tab is against the cabinet edge.

To replace the door panel, gently slide the door on to the cabinet, and gently push the top of the door into the unit. The outside of the unit can be cleaned using a soft cloth.

Instructions on Replacing the Cover

Place unit on it's back. Insert bottom door tab into slot on the inside bottom of unit. Snap door panel latch at the top of the unit.



Wall Mounting

In some cases, you may want to wallmount your unit. A mounting package with instructions are provided with your PureAmbience Air Purifier.

Questions

Should you ever have any questions or concerns about the operation of your PureAmbience Air Purification System, you can contact your local Distributor or call Royal Prestige Customer Service at 1-800-279-3373.